



UL INTERNATIONAL (UK) LTD
 Womersley House, Building C,
 The Guildway,
 Old Portsmouth Road,
 Guildford. GU3 1LR.
 United Kingdom.



www.eota.eu

designated according to Article 29 of the Regulation (EU) No 305/2011 and member of EOTA (European Organisation for Technical Assessment, www.eota.eu)

European Technical Assessment

**ETA 13/0262
of 11/12/2013**

Technical Assessment Body issuing the ETA and designated according to Article 29 of the Regulation (EU) No 305/2011: UL International (UK) Ltd

Trade name of the construction product

Firebreak 44
 Sealfire W300
 Sealfire W350
 (3 references for the same product)

Product family to which the construction product belongs

Fire Stopping and Sealing Product:
 • Linear Joint and Gap Seals

Manufacturer

Neutron Fire Technologies Limited
 Shire Hall
 Quay Street
 Lostwithiel
 Cornwall
 PL22 0BS
<http://www.neutronfire.com>

Manufacturing plant(s)

B/001

This European Technical Assessment contains

11 pages including 1 Annex which forms an integral part of this assessment.

This European Technical Assessment is issued in accordance with regulation (EU) No 305/2011, on the basis of

ETAG 026-3, edition 2011, used as European Assessment Document (EAD).

This version replaces

ETA 13/0262 issued on 09/04/2013

Translations of this European Technical Assessment in other languages shall fully correspond to the original issued document and should be identified as such.

Communication of this European Technical Assessment, including transmission by electronic means, shall be in full. However, partial reproduction may be made, with the written consent of the issuing Technical Assessment Body. Any partial reproduction has to be identified as such.

Table of Contents

| | | |
|-----------|--|----------|
| I. | SPECIFIC PARTS OF THE EUROPEAN TECHNICAL ASSESSMENT | 3 |
| 1 | Technical description of the product | 3 |
| 2 | Specification of the intended uses of the product in accordance with the applicable European Assessment Document (Hereinafter EAD): ETAG 026-3 | 4 |
| 3 | Performance of the product and references to the methods used for its assessment | 5 |
| 4 | ASSESSMENT AND VERIFICATION OF CONSTANCY OF PERFORMANCE (HEREINAFTER AVCP) SYSTEM APPLIED, WITH REFERENCE TO ITS LEGAL BASE | 6 |
| 5 | Technical details necessary for the implementation of the AVCP system, as provided for in the applicable EAD | 6 |
| 6 | Issued on: | 7 |
| | ANNEX A – Resistance to Fire Classification – Firebreak 44 / Sealfire W300/350 | 8 |
| A.1 | Rigid wall constructions according to 1.2.1 with wall thickness of minimum 150 mm | 8 |
| A.1.1 | Linear joint or gap seal, vertically oriented, without backing material | 8 |
| A.1.2 | Linear joint or gap seal, vertically oriented with stone wool backing | 9 |
| A.1.3 | Linear joint or gap seal, vertically oriented, faced with Firebreak 22 / Sealfire W100 Sealant | 10 |
| A.2 | Rigid wall constructions according to 1.2.1 with wall thickness of minimum 150 mm and timber substrate and architraves | 11 |
| A.2.1 | Linear joint or gap seal, vertically or horizontally oriented, without backing material | 11 |

I. SPECIFIC PARTS OF THE EUROPEAN TECHNICAL ASSESSMENT

1 Technical description of the product

- 1) Firebreak 44 / Sealfire W300/350 (3 references for the same product) is a fire resistant, expanding foam used to form linear gap seals where gaps are present in wall constructions and linear joint seals where wall constructions abut. Firebreak 44, Sealfire W300 and Sealfire W350 are identical products but are branded and packaged differently.
- 2) Firebreak 44 / Sealfire W300/350 (3 references for the same product) is a fire resistant, expanding foam used to form linear gap seals where gaps are present in wall constructions and linear joint seals where wall constructions abut. Firebreak 44, Sealfire W300 and Sealfire W350 are identical products but are branded and packaged differently.
- 3) Firebreak 44 / Sealfire W300/350 may be used in conjunction with Firebreak 22 / Sealfire W100 sealant. Firebreak 22 / Sealfire W100 sealant is the subject of ETA-13/0070 & ETA-13/0071.
- 4) Neutron Fire Technologies Limited has presented a declaration that Firebreak 44 / Sealfire W300/350 are compliant with the requirements of current EU legislation on Chemical Safety and specifically that:
 - All requirements of the REACH regulation (EC) No 1907/2006 concerning the Registration, Evaluation, Authorisation and Restriction of Chemicals with its most recent adaptations to the technical progress are met:
 - The products don't contain any substance requiring an authorisation according to Annex XIV of this regulation and no substance of the candidate list of substances of very high concern above the acceptable limit of 0.1 %.
 - Further the requirements of annex XVII no. 56 for mixtures containing methylenediphenyl-diisocyanate are met, according to the regulation (EC) No 552/2009 (packaging containing protective gloves and being marked with additional precautionary text).
 - The safety data sheets are compliant with annex II of the REACH regulation in its most recent version, according to regulation (EU) No 453/2010.
 - All requirements of the EU DPD directive 1999/45/EC concerning the classification, packaging and labelling of Dangerous Preparations, including amendments are met:
 - All dangerous chemical substances ≥ 1.0 % w/w as well as all toxic, carcinogenic, toxic for reproduction and mutagenic chemical substances ≥ 0.1 % w/w (Status: annexe VI, table 3.2 of the CLP regulation and regulation (EC) No 790/2009 - the first adaptation to the technical progress) are stated in the safety data sheets.
 - All these substances have been considered for the classification and labelling of the products according to the DPD directive.

In addition to the specific clauses relating to dangerous substances contained in this European technical approval, there may be other requirements applicable to the products falling within its scope (e.g. transposed European legislation and national laws, regulations and administrative provisions). In order to meet the provisions of the Construction Products Directive, these requirements need also to be complied with, when and where they apply.

- 5) The following information regarding the product contained within the aerosol before installation and the finished product has also been provided:

Product in aerosol in liquid state before final chemical reaction to produce the foam once the contents have been extruded

- No ingredients contained have been classified as Mutagenic
- The aerosol contains MDI (Isocyanates) which have been classified as “POSSIBLE” carcinogens
- TCPP (Tris (chloro propyl) phosphate) is included as a fire retardant. CAS number 13674 – 84 – 5
- No microbiological agents are contained

Cured foam once the final polymerising reaction has taken place after the contents have been extruded.

- After the reaction the contents have changed into a different final product. The Isocyanates have reacted to form the foam and are no longer there in their own right. They have changed into the foam which is safe.
- The fire retardants still remain but they are “Locked-in” to the cured foam.

2 Specification of the intended uses of the product in accordance with the applicable European Assessment Document (Hereinafter EAD): ETAG 026-3

Detailed information and data is given in Annex A.

The intended use of system Firebreak 44 / system Sealfire W300/350 is to reinstate the fire resistance performance of gaps in and joints between rigid wall constructions.

- 1) The specific elements of construction that the system Firebreak 44 / Sealfire W300/350 may be used to provide a gap or joint seal in, are as follows:

Rigid walls: The wall must have a minimum thickness of 150 mm and comprise concrete, aerated concrete or masonry, with a minimum density of 650 kg/m³.

The supporting construction must be classified in accordance with EN 13501-2 for the required fire resistance period.

- 2) The system Firebreak 44 / Sealfire W300/350 may be used to provide a linear joint or gap seal with specific supporting constructions and substrates (for details see Annex A).
- 3) The maximum permitted joint/gap width for system Firebreak 44 / system Sealfire W300/350 is 50 mm. Depending upon the requirements specified in Annex A, the joints/gaps shall be infilled with stone wool insulation material backing material and Firebreak 44 / Sealfire W300/350 foam, just with Firebreak 44 / Sealfire W300/350 foam, with Firebreak 44 / Sealfire W300/350 foam capped with Firebreak 22: Sealfire W300/350 sealant on both faces or with with Firebreak 44 / Sealfire W300/350 foam capped with timber architraves (for details see Annex A).
- 4) The maximum movement capability of system Firebreak 44 / Sealfire W300/350 is $\leq 7.5\%$
- 5) The provisions made in this European Technical Assessment are based on an assumed working life of the Firebreak 44 / Sealfire W300/350 of 10 years, provided that the conditions laid down in the manufacturer’s instructions/datasheet for the packaging/transport/ storage/installation/ use/repair are met. The indications given on the working life cannot be interpreted as a guarantee given by the producer, but are to be regarded only as a means for choosing the right products in relation to the expected economically reasonable working life of the works.
- 6) Type $Y_{2(-5^{\circ}/70^{\circ}C)}$: Intended for use at internal or external sheltered conditions with high or other humidity classes, including temperatures below 0°C but without exposure to rain or UV. Includes classes Z_1 & Z_2 .

3 Performance of the product and references to the methods used for its assessment

| Product-type: Sealant | | Intended use: Linear Joint & Gap Seal |
|---|--|---------------------------------------|
| Basic requirement for construction work | Essential characteristic | Performance |
| | Mechanical resistance and stability | |
| - | None | Not relevant |
| Safety in case of fire | | |
| EN 13501-1 | Reaction to fire | Class F (untested) |
| EN 13501-2 | Resistance to fire | Annex A |
| Hygiene, health and environment | | |
| EN 1026:2000 | Air permeability (material property) | No performance determined |
| ETAG 026-3, Annex C | Water permeability (material property) | No performance determined |
| Declaration of manufacturer | Release of dangerous substances | Declaration of manufacturer |
| Safety in use | | |
| EOTA TR 001:2003 | Mechanical resistance and stability | No performance determined |
| EOTA TR 001:2003 | Resistance to impact/movement | No performance determined |
| EOTA TR 001:2003 ISO 11600 | Adhesion | No performance determined |
| Protection against noise | | |
| EN 10140-2/ EN ISO 717-1 | Airborne sound insulation | No performance determined |
| EN 10140-3/ EN ISO 717-2 | Impact sound insulation | No performance determined |
| Energy economy and heat retention | | |
| EN 12664, EN 12667 or EN 12939 | Thermal properties | No performance determined |
| EN ISO 12572 EN 12086 | Water vapour permeability | No performance determined |
| General aspects relating to fitness for use | | |
| ISO 8339: 2005, ISO 9046: 2004 & ISO 7389 | Durability and serviceability | Y ₂ |

4 ASSESSMENT AND VERIFICATION OF CONSTANCY OF PERFORMANCE (HEREINAFTER AVCP) SYSTEM APPLIED, WITH REFERENCE TO ITS LEGAL BASE

According to the decision 1999/454/EC – Commission Decision of date 22nd June 1999 on the procedure for attesting the conformity of construction products pursuant to Article 20(2) of Council Directive 89/106/EEC as regards fire stopping, fire sealing and fire protective products, published in the Official Journal of the European Union (OJEU) L178/52 of 14/07/1999, see <http://eur-lex.europa.eu/JOIndex.do> of the European Commission¹, as amended, the system(s) of assessment and verification of constancy of performance (see Annex V to Regulation (EU) No 305/2011) given in the following table(s) applies (apply).

| Product(s) | Intended use(s) | Level(s) or class(es) | System(s) |
|---|--|-----------------------|-----------|
| Fire stopping and Fire Sealing Products | For fire compartmentation and/or fire protection or fire performance | Any | 1 |

5 Technical details necessary for the implementation of the AVCP system, as provided for in the applicable EAD

Tasks of the manufacturer:

Factory production control

The manufacturer shall exercise permanent internal control of production. All the elements, requirements and provisions adopted by the manufacturer shall be documented in a systematic manner in the form of written policies and procedures, including records of results performed. This production control system shall ensure that the product is in conformity with this European technical Assessment.

The manufacturer may only use initial / raw / constituent materials stated in the technical documentation of this European Technical Assessment.

The factory production control shall be in accordance with the Control Plan of 16th January 2013 relating to the European technical assessment ETA 13/0262 issued on 11/12/2013 which is part of the technical documentation of this European technical approval. The "Control Plan" is laid down in the context of the factory production control system operated by the manufacturer and deposited at UL International (UK) Ltd.

The results of factory production control shall be recorded and evaluated in accordance with the provisions of the Control Plan.

¹ Official Journal of the European Communities L178/52 of 14/7/1999

Other tasks of the manufacturer

Additional information

The manufacturer shall provide a technical data sheet and an installation instruction with the following minimum information:

(a) Technical data sheet:

- Field of application:
- Building elements for which the linear joint seal is suitable, type and properties of the building elements like minimum thickness, density, and - in case of lightweight constructions – the construction requirements.
- Limits in size, minimum thickness etc. of the joint seal
- Construction of the linear joint seal including the necessary components and additional products (e.g. backfilling material) with clear indication whether they are generic or specific.

(b) Installation instruction:

- Steps to be followed
- Procedure in case of retrofitting
- Stipulations on maintenance, repair and replacement

6 Issued on:


11th December 2013

Report by:



C. Johnson
Staff Engineer
Built Environment Sector

Reviewed by:



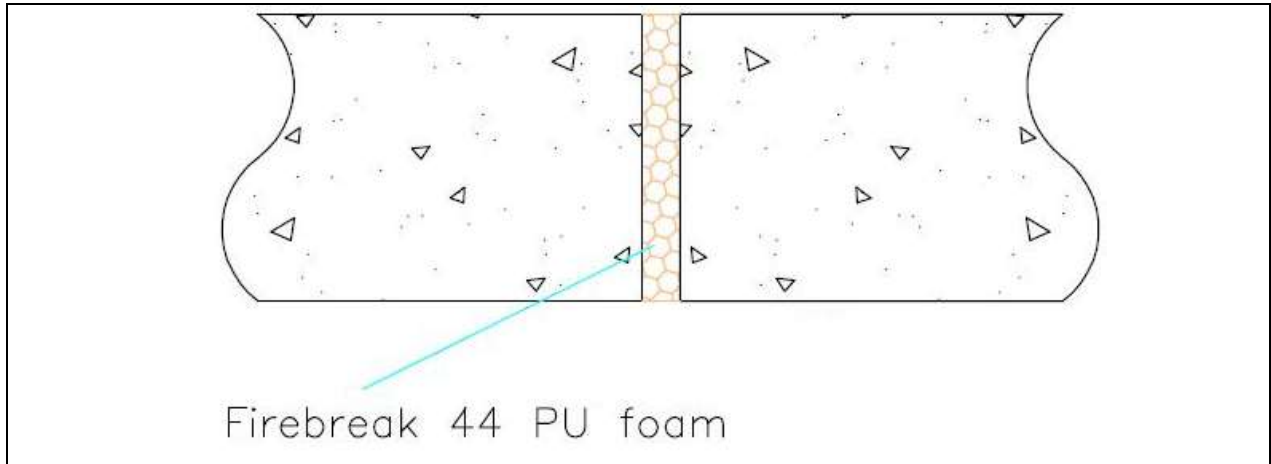
C. W. Miles
Business Manager – Europe & Latin America
Built Environment Sector

For and on behalf of UL International (UK) Ltd.

ANNEX A – Resistance to Fire Classification – Firebreak 44 / Sealfire W300/350

A.1 Rigid wall constructions according to 1.2.1 with wall thickness of minimum 150 mm

A.1.1 Linear joint or gap seal, vertically oriented, without backing material

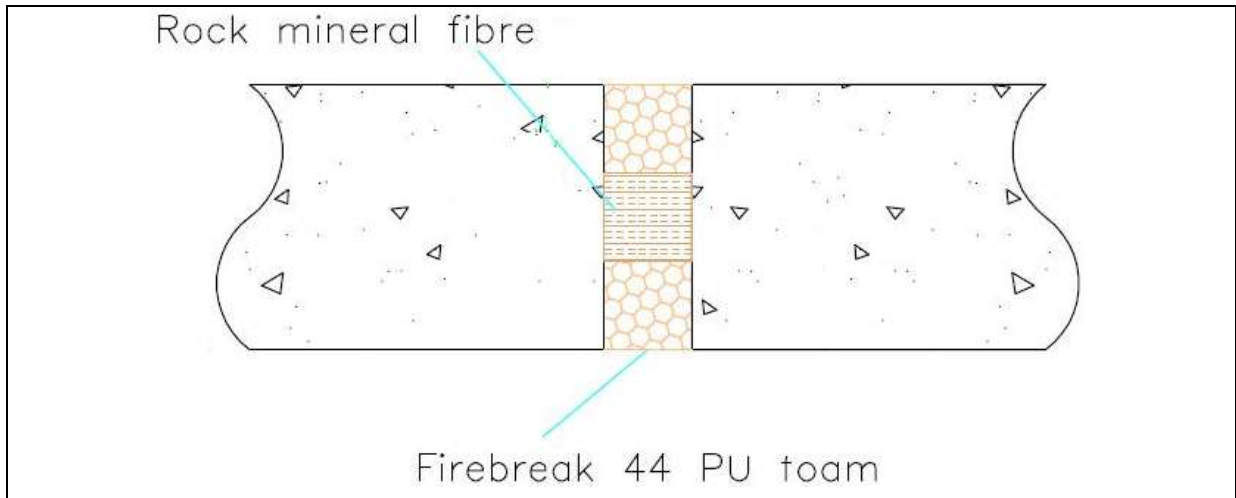


A.1.1.1

Firebreak 44 / Sealfire W300/350 Linear Joint Seals in Rigid Walls 150 mm thick (min.) – Foam to full depth of wall

| Substrate | Depth (mm) | Backing | Classification |
|----------------------|------------|---------|--|
| Masonry/ concrete | 150 min. | None | EI 90 – V – X – F – W 00 to 10 EI 60 – V – X – F – W 11 to 20 |

A.1.2 Linear joint or gap seal, vertically oriented with stone wool backing

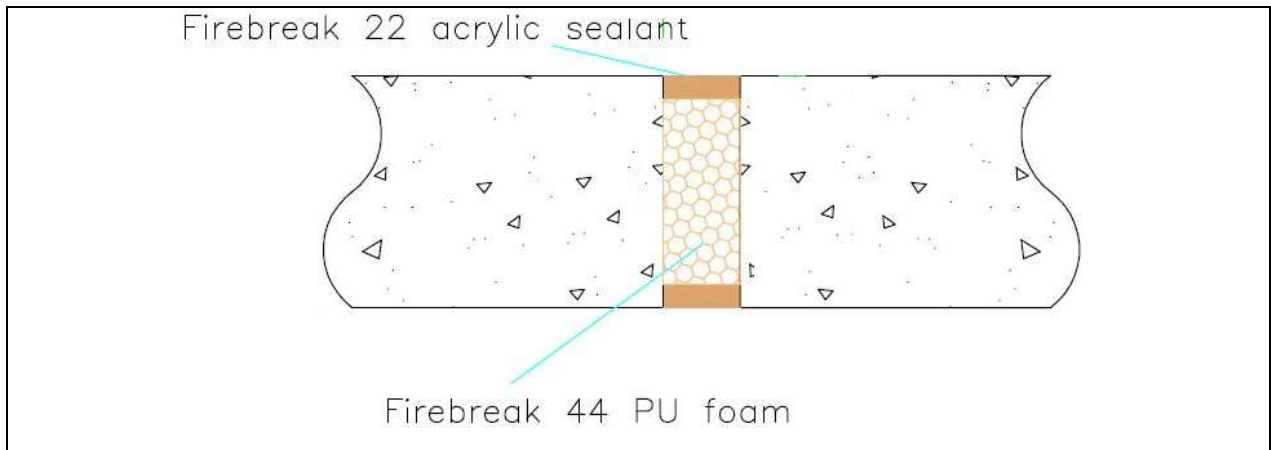


A.1.2.1

Firebreak 44 / Sealfire W300/350 Linear Joint Seals in Rigid Walls 150 mm thick (min.) – Foam flush to both faces of the wall

| Substrate | Depth (mm) | Backing | Classification |
|----------------------|------------|---------------------------------------|--|
| Masonry/ concrete | 50 min. | 50 mm Stone wool 90 kg/m ³ | EI 180 – V – X – F – W 00 to 50 |

A.1.3 Linear joint or gap seal, vertically oriented, faced with Firebreak 22 / Sealfire W100 Sealant



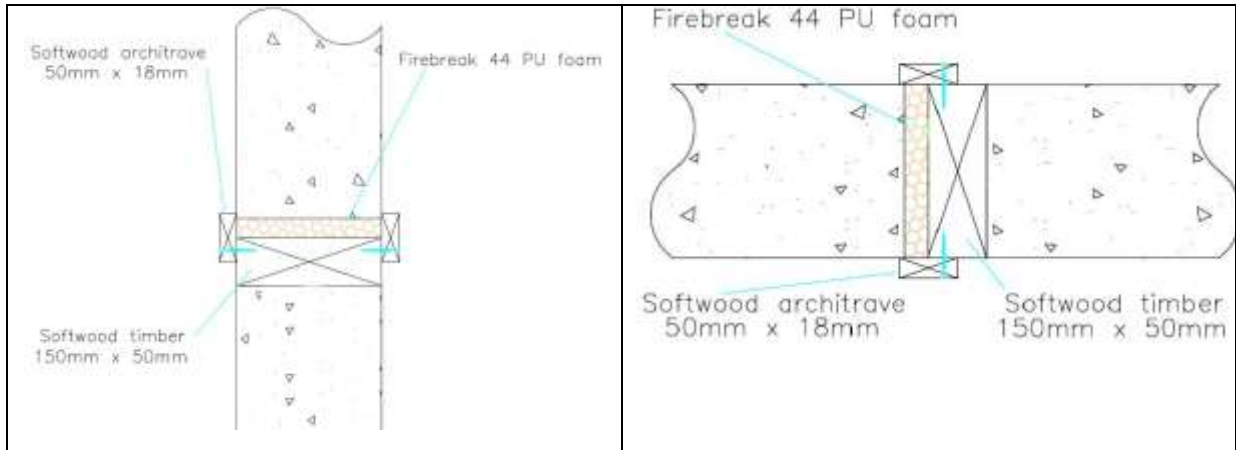
A.1.3.1

Firebreak 44 / Sealfire W300/350 Linear Joint Seals in Rigid Walls 150 mm thick (min.) – Faced with Firebreak 22 / Sealfire W100 sealant

| Substrate | Depth (mm) | Facing | Classification |
|----------------------|------------|--|--|
| Masonry/ concrete | 130 min. | 10 mm Firebreak 22 / Sealfire W100 to both faces | EI 240 – V – X – F – W 00 to 50 |

A.2 Rigid wall constructions according to 1.2.1 with wall thickness of minimum 150 mm and timber substrate and architraves

A.2.1 Linear joint or gap seal, vertically or horizontally oriented, without backing material



A.2.1.1

Firebreak 44 / Sealfire W300/350 Linear Joint Seals in Rigid Walls 150 mm thick (min.) –

| Substrate | Depth (mm) | Facing | Classification |
|---------------------------------|------------|--|--|
| Masonry/ Concrete/ timber | 150 min. | Timber architrave fixed to both faces with 40 mm steel screws at nominal 200 mm vertical centres | EI 90 – V – X – F – W 00 to 20 EI 60 – T – X – F – W 00 to 20 |